

Transmits the power supply & signals
of max. 16 detector switches by non-contact

Terminal unit version
16 signals transmission
8 signals transmission
RS series

- Inductive power supply 12V DC/150mA
- Remote terminals of connector connection
- Output head is directly wired to the PLC



Anti-weld slag type

NEW

New compact type!! 8 signals transmission

Advantage of connector type

- Save time to wiring!!
- Easy connection! Prevent miswiring!
- Improved waterproofness IP67

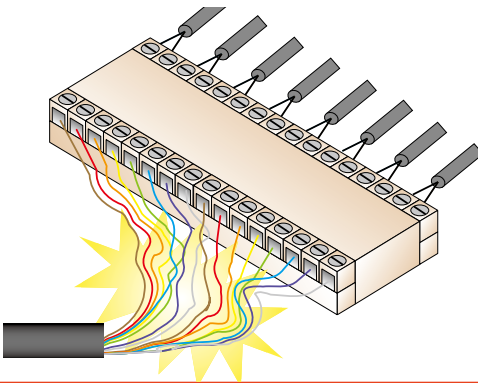


Features

Connector connection at moving side !!

Traditional model

- Difficult wiring
- Possibility of miswiring
- Poor waterproofness



Remote terminal version

- Easy connecting
- Prevent miswiring
- IP67 protection class; fix the problem of water or oil



Inductive power supply !!

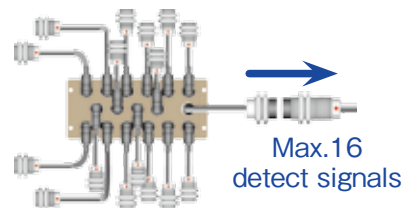
Inductive power supply to Detector on moving side
for DC2 wire : 22VDC/5mA × 8 or 16 detector switches
for DC3 wire : 12VDC/150mA



Possible to operate max. 16 detector switches


Possible to operate max. 16 detectores (DC2 wire or DC3 wire) at once.

- Solve disconnecting trouble at moving side
- Save time for removing



Directly input to control unit !!

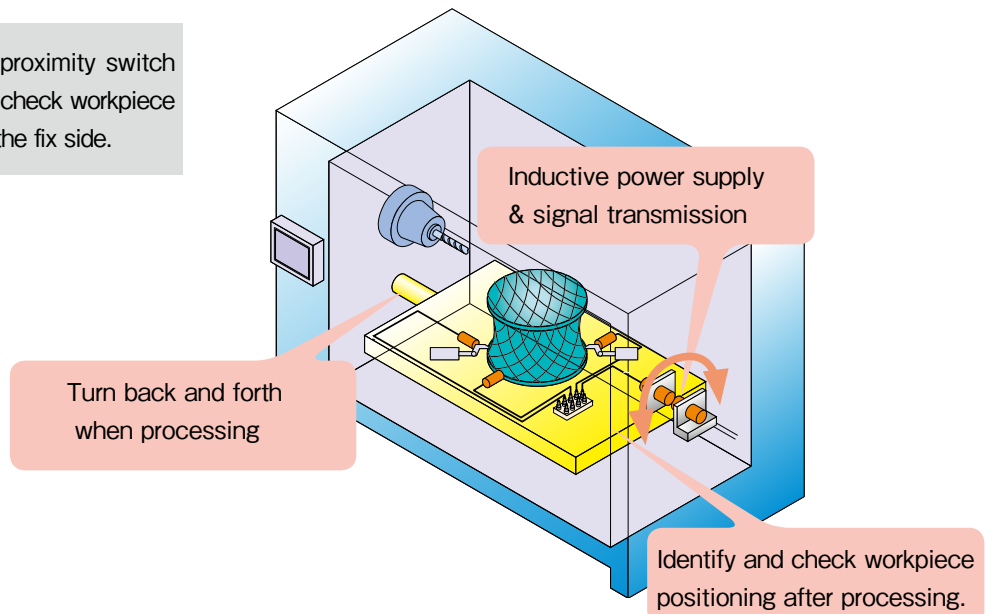
- Output 8 or 16 parallel signals corresponding to detector switches.
- Because of built-in amplifier, it keeps waterproofness of IP67 until in front of PLC.



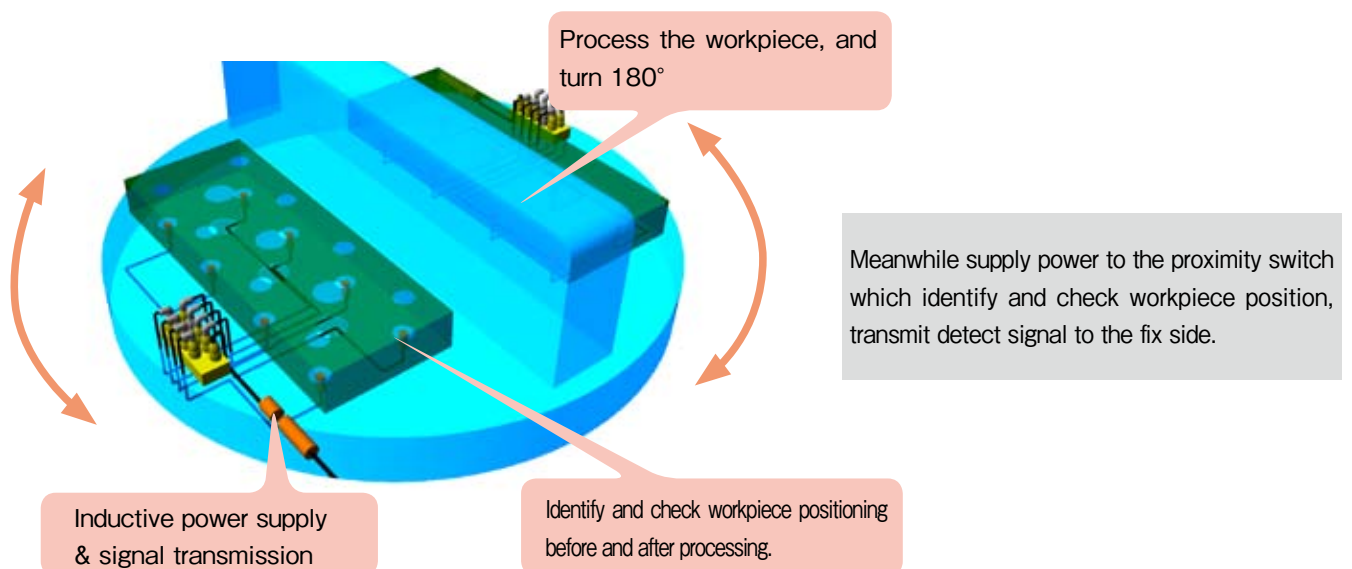
Applications

Processing table of machine tool

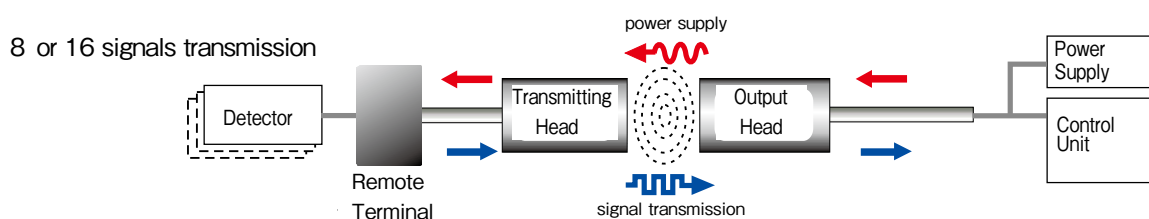
Meanwhile supply power to the proximity switch which identify cylinder clamp and check workpiece position, transmit detect signal to the fix side.



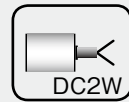
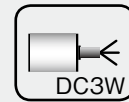
Identify and check workpiece positioning on turning table



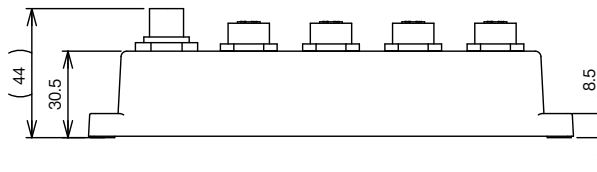
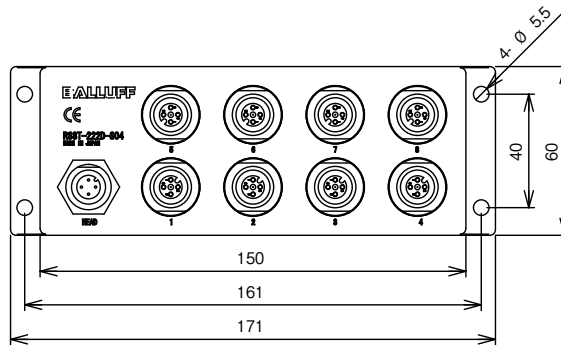
System configuration



- DC3 wire
- DC2 wire



Remote terminal



A059

	Remote terminal	Remote terminal
Type code DC2 wire	RS8T-222D-S04	RS8T-222P-S04
Applicable Detector SW	DC2 wire (polarized/ 1 : + , 4 : - · non-polarized / 3 : + , 4 : -)	DC3 wire (PNP / 1 : + , 3 : - , 4 : SI)
Driving voltage	22V DC ± 10%	12V DC ± 10%
Driving current	5mA (per 1 signal)	150mA
Connection Detector SW	M12 connector (female) x 8	M12 connector (female) x 8
Transmitting Head	M12 connector (male) x 1	M12 connector (male) x 1
Material Housing	PPS	PPS
Operating Temperature	0...+50°C	0...+50°C
Protection class	IP67	IP67
Pin assign of connector (for Detector switch)		

Applicable switch

Supply voltage	22V DC
Current Consumption	---
Residual voltage	≦ 6V
Load current	≦ 5mA

Please sure to use applicable detector switch according to the specification on left.

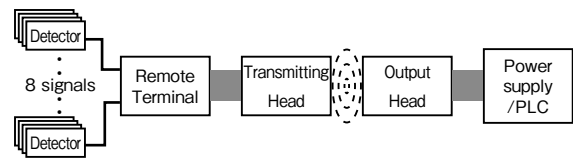
Applicable switch

Supply voltage	12V DC
Total current consumption*	150mA
Residual voltage	---
Off-state current	---

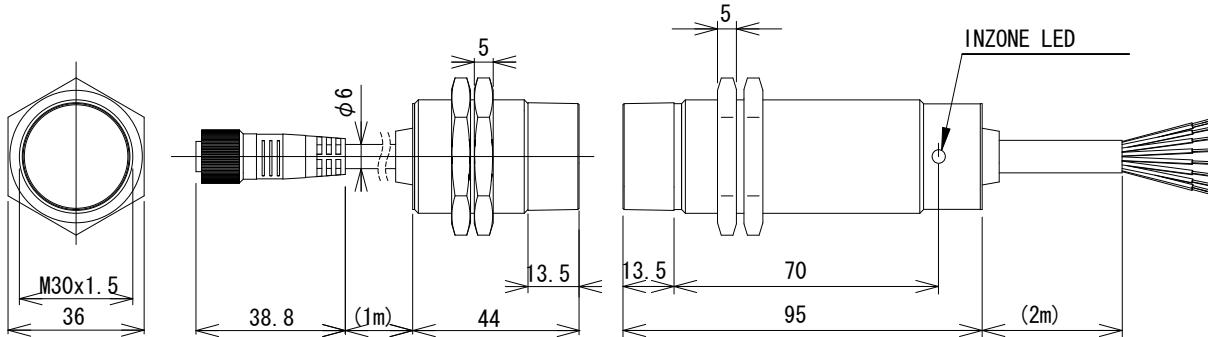
Please sure to use applicable detector switch according to the specification on left.

*Total current consumption of all connected detector switch.

Number of signals
8



Transmitting head/Output head



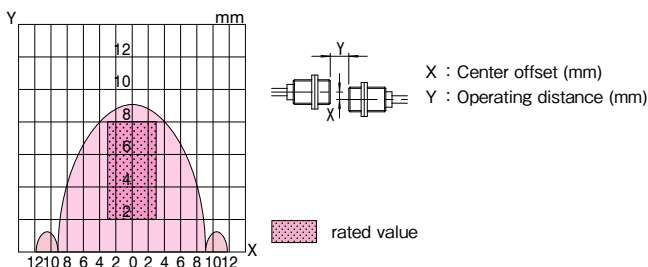
A057

Transmitting head	
Type code	RS8T RSH8T-030-PU-CP1.0
Driving voltage	12V ± 1.5V DC
Driving current	150mA
Applicable remote terminal	RS8T-222P-S04、RS8T-222D-S04
Operating distance	2...8mm
Center offset	± 3mm
Operating Temperature	0...+50°C
Protection class	IP67
Connection	M12 connector cable (1m、3m、5m)
Material Housing	Nickel plated brass
Active surface	Nylon12
Anti-weld slag type	RSH8T-TF030-PU-CP1.0
Material	Housing: fluorinated resin coated/Active surface: fluorinated
Note	used with Remote terminal S04type

Output head	
Type code	NPN RSH8E-030N-PU-02 PNPN RSH8E-030P-PU-02
Supply Voltage	24V DC ± 10% (incl. ripple)
Current Consumption	≤ 500mA
Output signal	8+1 (INZONE)
Load current	max.50mA / 1 output type
Frequency of operation	20Hz
LED	INZONE
Operating Temperature	0...+50°C
Protection class	IP67
Connection	PUR/ φ 7.7、2x0.5mm ² +9x0.18mm ² (2、3、5m)
Material Housing	Nickel plated brass
Active surface	Nylon12
Anti-weld slag type	NPN RSH8E-TF030N-PU-02 PNP RSH8E-TF030P-PU-02
Material	Housing: fluorinated resin coated/Active surface: fluorinated
Note	

Typical Transmitting Diagram (supply voltage at 24V/non-flush)

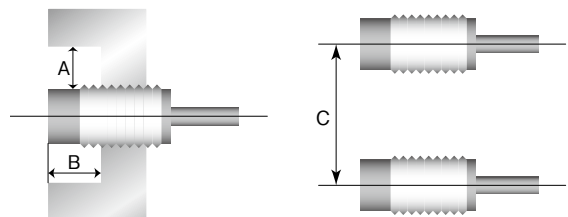
RSH8T-030-PU-CP_ _ / RSH8E-030 □ -PU- _ _



Mounting

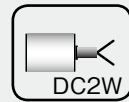
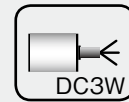
In order to avoid influence of surrounding metal, or to avoid mutual influence between parallel-mounted heads, keep the minimum free zone as described below.

■ Influence of surrounding metal ■ Mutual interference

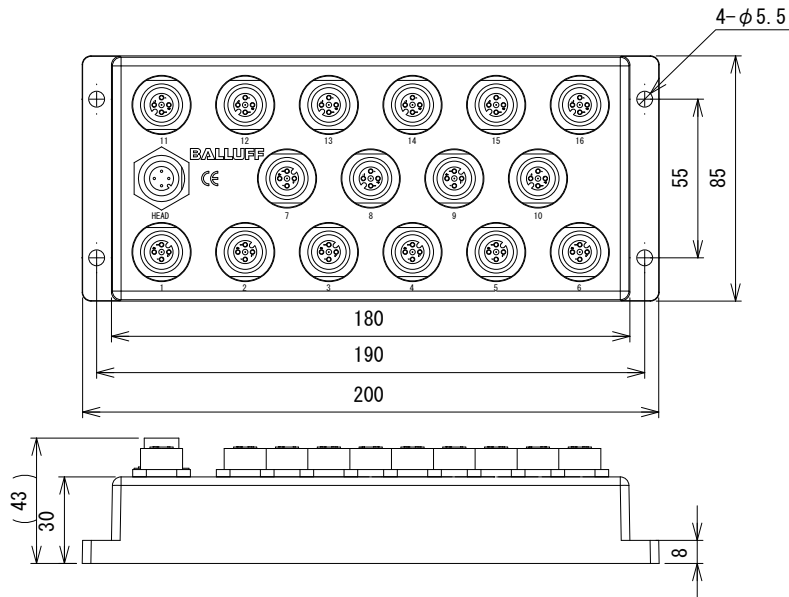


Type code	A(mm)	B(mm)	C(mm)
RSH8T-030-PU-CP_ _	30	30	160
RSH8E-030 □ -PU- _ _			

- DC3 wire
- DC2 wire



Remote terminal



A056

	Remote terminal	Remote terminal
Type code DC2 wire	RS16T-211D-S04	RS16T-211P-S04
Applicable Detector SW	DC2 wire (polarized/ 1 : + , 4 : - · non-polarized / 3 : + , 4 : -)	DC3 wire (PNP / 1 : + , 3 : - , 4 : SI)
Driving voltage	22V DC ± 10%	12V DC ± 10%
Driving current	5mA (per 1 signal)	150mA
Detector SW	M12 connector (female) x 16	M12 connector (female) x 16
Transmitting head	M12 connector (male) x 1	M12 connector (male) x 1
Material Housing	PPS	PPS
	0...+50°C	0...+50°C
Protection class	IP67	IP67
Pin assign of connector (for Detector switch)		

Applicable switch

Supply voltage	22V DC
Current Consumption	---
Residual voltage	≦ 6V
Load current	≦ 5mA

Please sure to use applicable detector switch according to the specification on left.

Applicable switch

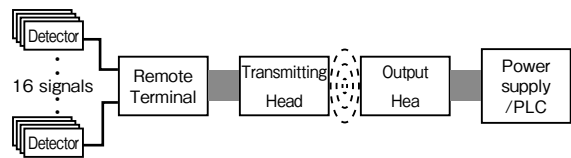
Supply voltage	12V DC
Total current consumption*	150mA
Residual voltage	---
Off-state current	---

Please sure to use applicable detector switch according to the specification on left.

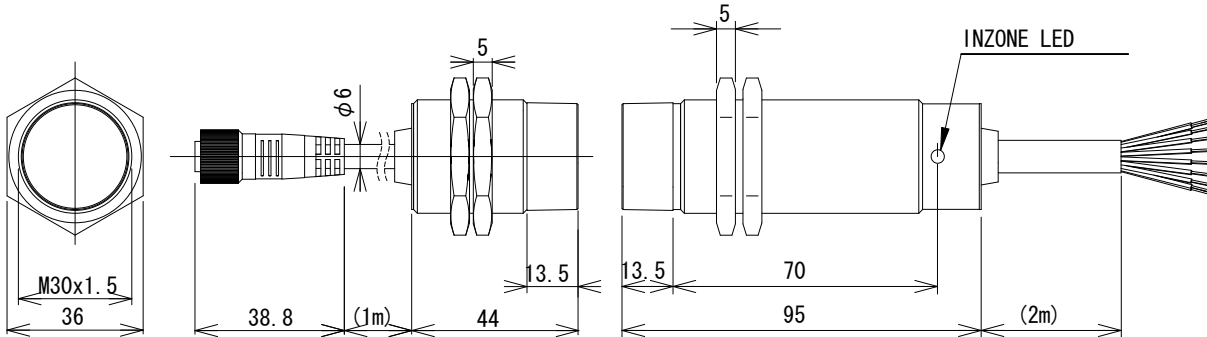
*Total current consumption of all connected detector switch.

Number of signals

16



Transmitting head/Output head



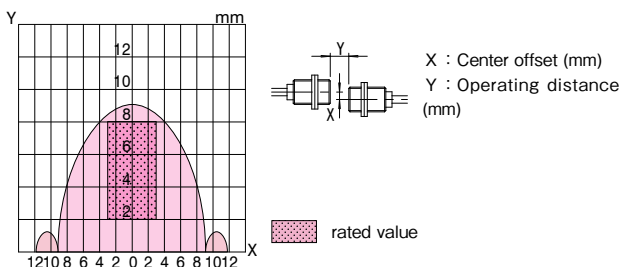
A057

Transmitting head	
Type code	RS16T RSH16T-030-PU-CP1.0
Driving voltage	12V ± 1.5V DC
Driving current	150mA
Applicable remote terminal	RS16T-211P-S04、RS16T-211D-S04
Operating distance	2...8mm
Center offset	± 3mm
Operating Temperature	0...+50°C
Protection class	IP67
Connection	M12 connector cable (1m, 3m, 5m)
Housing	Nickel plated brass
Active surface	Nylon12
Anti-weld slag type	RSH16T-TF030-PU-CP1.0
Note	Housing: fluorinated resin coated/Active surface: fluorinated used with Remote terminal S04type

Output head	
Type	NPN RSH16E-030N-PU-02 PNP RSH16E-030P-PU-02
Supply Voltage	24V DC ± 10% (incl. ripple)
Current Consumption	≤ 500mA
Output signal	16点+1 (INZONE)
Load current	max.50mA / 1 output type
Frequency of operation	20Hz
LED	INZONE
Operating Temperature	0...+50°C
Protection class	IP67
Connection	PUR/ φ 8.5、2x0.5mm ² +17x0.18mm ² (2, 3, 5m)
Housing	Nickel plated brass
Active surface	Nylon12
Anti-weld slag type	NPN RSH16E-TF030N-PU-02 PNP RSH16E-TF030P-PU-02
Note	Material: Housing: fluorinated resin coated/Active surface: fluorinated

Typical Transmitting Diagram (supply voltage at 24V/non-flush)

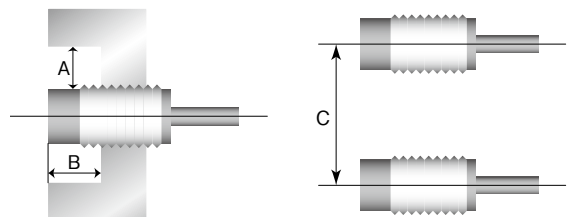
RSH16T-030-PU-CP_ _ / RSH16E-030 □ -PU_ _



Mounting

In order to avoid influence of surrounding metal, or to avoid mutual influence between parallel-mounted heads, keep the minimum free zone as described below.

- Influence of surrounding
- Mutual interference



Type code	A(mm)	B(mm)	C(mm)
RSH16T-030-PU-CP_ _	30	30	160
RSH16E-030 □ -PU_ _			

Remote Sensor System
Switch Signal Transmission
for DC3 wire/DC2 wire

Terminal Unit

With Tomorrow Automation

B & PLUS K.K.

274 Gomyo Tokigawa-machi Hiki-gun

Saitama JAPAN

<http://www.b-plus-kk.jp>

E-mail :b-plus@b-plus-kk.jp